



# Rule Bilge Pumps

**NEW**

360-1100 GPH SUBMERSIBLE BILGE PUMPS

**Our bilge pumps provide ultimate pumping performance, which helps keep your bilge clear of nuisance water, building on the genuine Rule design.**

Rigorous engineering and testing helped generate the new series of bilge pumps. Our pumps are tested to the highest standard, achieving rated performance at 12V vs. 13.6V, resulting in higher flow with better efficiency for the toughest applications.

**Our new designs include:**

- **Higher Flow** - optimized impeller to provide greater flow at the same amperage
- **Built-in Thermal Cut-Off (TCO)** - provides added protection for pump and vessel
- **Back Flow Prevention** - reduces the amount of water left over in the bilge, reducing odor and helping keep your bilge cleaner
- **Hidden Air Vents in the Body** - helps prevent air locking in challenging plumbing installations and helps with the check valve
- **Threaded Discharge** - easier installation, easier maintenance

**Rule brand builds on over 50 years of operational excellence and application expertise with a broad range of solutions for the marine industry.**



ISO 8849 Marine (Electric bilge pumps)  
ISO 8846 Marine (Ignition protection)

**rule**  
a xylem brand

Rule...The world's most trusted pumps

# Rule Next Generation Bilge Pumps

Nominal GPH/ LPH	Model No.	Volts	Amps @ 12V	Amps @ 13.6V	Ports	Check Valve	Hose Dia.	UPC
360 (1363)	24DA	12 DC	2.1 (12V)	2.4 (13.6V)	YES	YES	3/4" (19mm)	042237-104700
500 (1890)	25DA	12 DC	1.6 (12V)	1.8 (13.6V)	YES	YES	3/4" (19mm)	042237-104717
500 (1890)	25DA-24	24 DC	0.8 (24V)	0.9 (27.2V)	YES	YES	3/4" (19mm)	042237-104748
800 (3028)	20DA	12 DC	3.4 (12V)	4.3 (13.6V)	YES	YES	3/4" (19mm)	042237-104694
800 (3028)	20DA-24	24 DC	1.7 (24V)	2.2 (27.2V)	YES	YES	3/4" (19mm)	042237-104755
1100 (4164)	27DA	12 DC	3.7 (12V)	4.7 (13.6V)	YES	YES	1" (25mm) AND	042237-104724
1100 (4164)	27DA-24	24 DC	1.9 (24V)	2.4 (27.2V)	YES	YES	1-1/8" (29mm)	042237-104762

**360/500 GPH  
(1363/1893 LPH)**

\* 3.9" (99mm)

0.7 lbs (0.32kg)

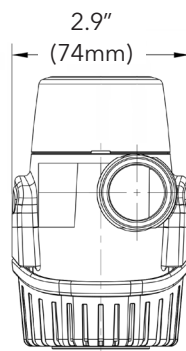
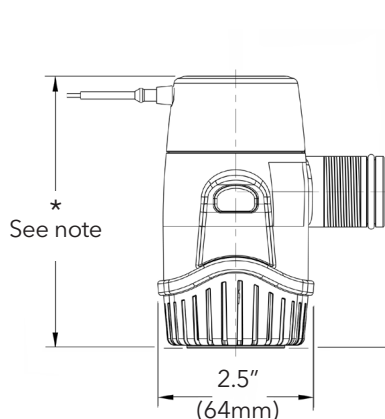
**800/1100 GPH  
(3028/4164 LPH)**

\* 4.4" (111mm)

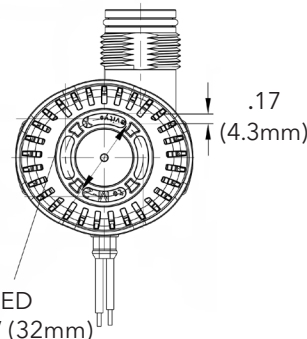
0.85 lbs (0.39kg)



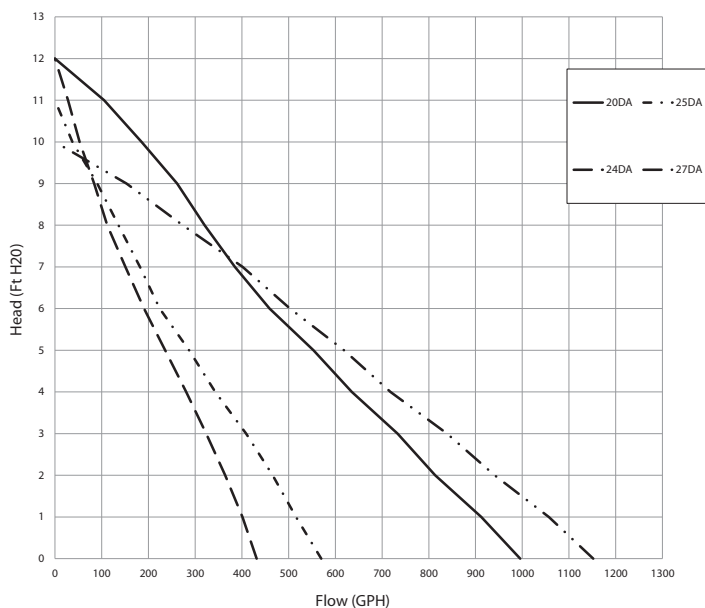
Check Valve Included



EQ SPACED  
ON 1.25" (32mm)



## Performance at Rated Voltage (12 or 24 Volts)



## Extra Spare Parts

Description	Model No.
360/500 3/4" Barbed Port	1200R
360/500 3/4" Barbed Port 90 Degree	1201R
360/500 1" Barbed Port	1202R
800/1100 3/4" Barbed Port 90 Degree	1203R
800/1100 3/4" Barbed Port	1204R
800/1100 1" Barbed Port 90 Degree	1205R
800/1100 1" Barbed Port	1206R
800/1100 1-1/8" Barbed Port 90 Degree	1207R
800/1100 1-1/8" Barbed Port	1208R
360/500 3/4" Check Valve	1220R
800/1100 3/4" Check Valve	1221R
800/1100 1" Check Valve	1222R
800/1100 1-1/8" Check Valve	1223R



Barbed Ports



360/500 Strainer  
1231R



800/1100 Strainer  
1232R



Warranty: All products of the company are sold and all services of the company are offered subject to the company's warranty and terms and conditions of sale, copies of which will be furnished upon request. The information provided herein is for guidance only, it does not constitute a guarantee of the performance or specification of any individual product or component.

[marine.xylem.com](http://marine.xylem.com)

### USA

Xylem Inc.  
100 Cummings Center  
Suite 535N Beverly MA, 01915  
Tel: (978) 281-0440  
Fax: (978) 283-2619

### UK

Xylem Inc.  
Bingley Road, Hoddesdon  
Hertfordshire EN11 0BU  
Tel: +44 (0) 1992 450145  
Fax: +44 (0) 1992 467132

### GERMANY

Xylem Inc.  
Oststrasse 28  
22844 Norderstedt  
Tel: +49-40-53 53 73-0  
Fax: +49-40-53 53 73-11

### PHILIPPINES

Xylem Inc.  
12 Ring Road, LISP II  
Brgy. Lamesa, Calamba City 4027  
Tel: 63 (49) 5434341  
Fax: 63 (49) 5456817

### CHINA

Xylem Inc.  
30/F Tower A, 100 Zunyi Road  
Shanghai, China 200051  
Tel: +86-21-2208-2888  
Fax: +86-21-2208-2999

### ITALY

Xylem Inc.  
Via Tommaseo, 6 20059  
Vimercate, Milano  
Tel: +39 039 685 2323  
Fax: +39 039 666 307